



COLUMBUS  
CITY SCHOOLS



# Financial Report

For the month ending October 31, 2016

Office of the Treasurer

Stanley J. Bahorek, Treasurer/CFO

Michael McCammon, Contoller

Office of Budget & Financial Management

Scott Gooding, Executive Director



# OCTOBER 2016, YEAR TO DATE

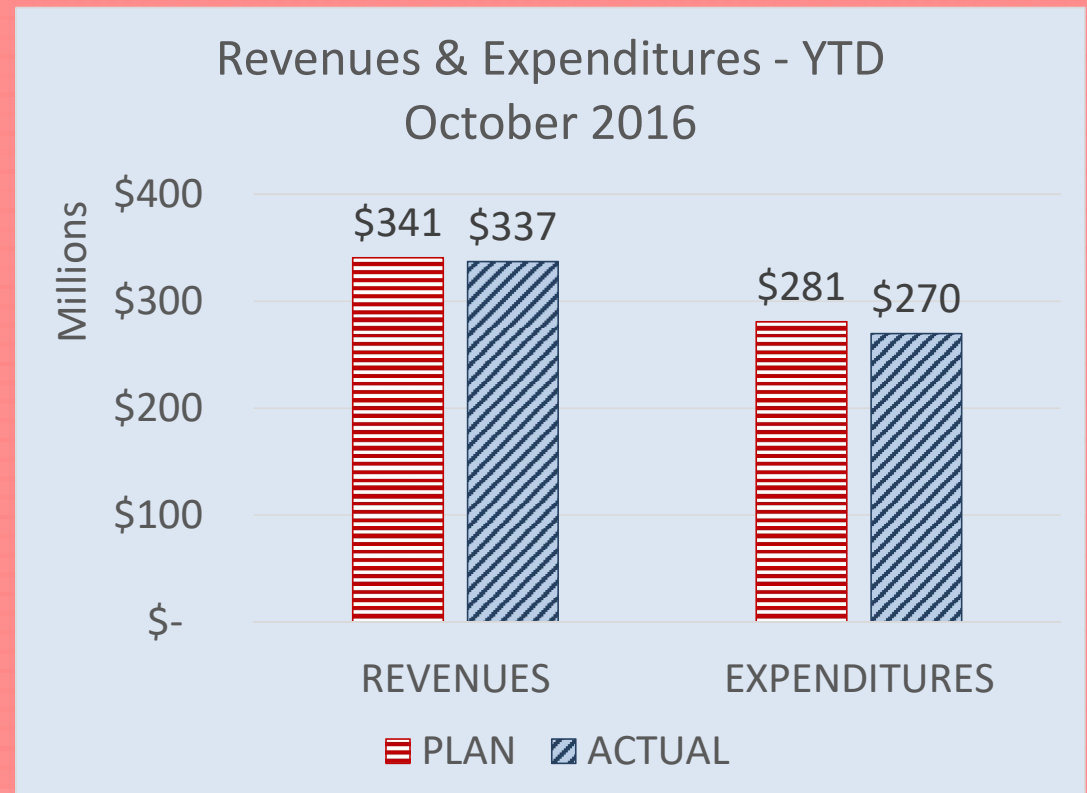
Actual results compared to Plan



# SUMMARY

 Revenues under plan

 Expenditures under plan



# OCTOBER 2016 (FY17) – YEAR TO DATE



CATEGORY	ACTUAL	PLAN	VARIANCE
REVENUES	\$ 337,011,711	\$ 340,710,000	\$ (3,698,289)
EXPENDITURES	\$ 269,873,540	\$ 280,897,400	\$ (11,023,860)
END. CASH BAL.	\$ 199,033,545	\$ 191,707,973	\$ 7,325,571

# OCTOBER 2016 (FY17) – YEAR TO DATE

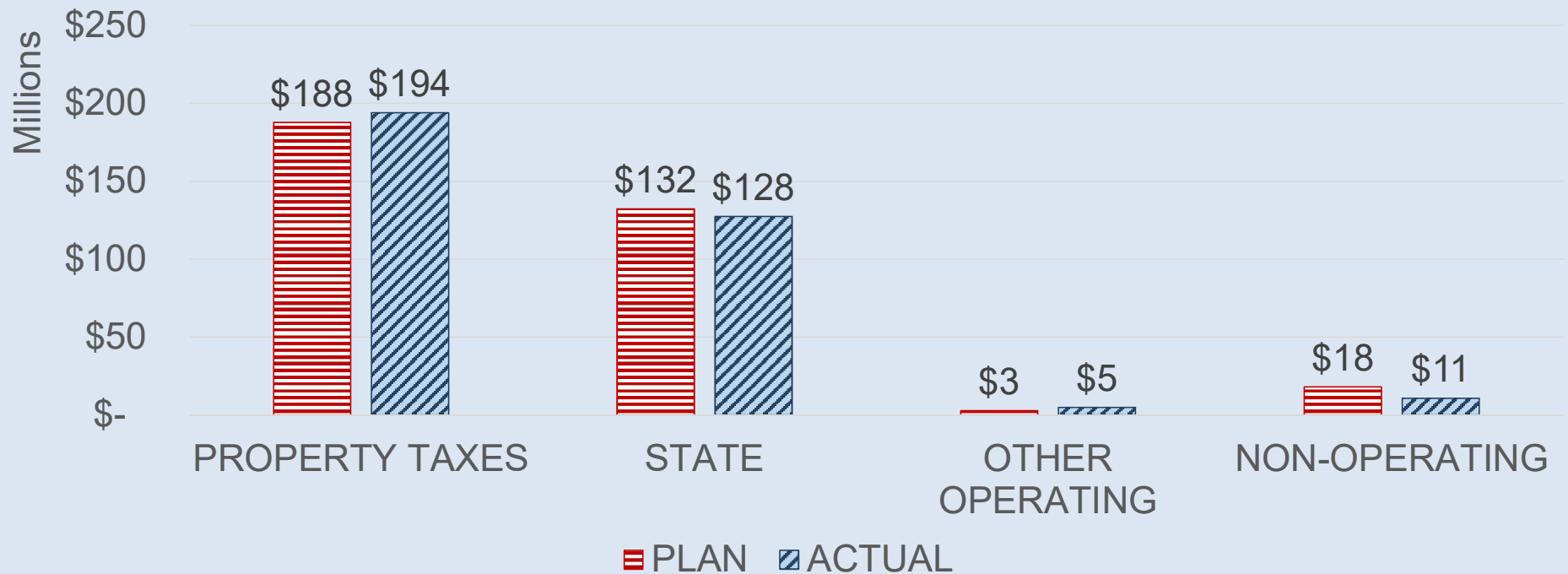


CATEGORY	ACTUAL	PLAN	VARIANCE
REVENUES	\$ 337,011,711	\$ 340,710,000	\$ (3,698,289)
EXPENDITURES	\$ 269,873,540	\$ 280,897,400	\$ (11,023,860)
END. CASH BAL.	\$ 199,033,545	\$ 191,707,973	\$ 7,325,571

# OCTOBER 2016 (FY17) – YEAR TO DATE



Revenues - YTD October 2016

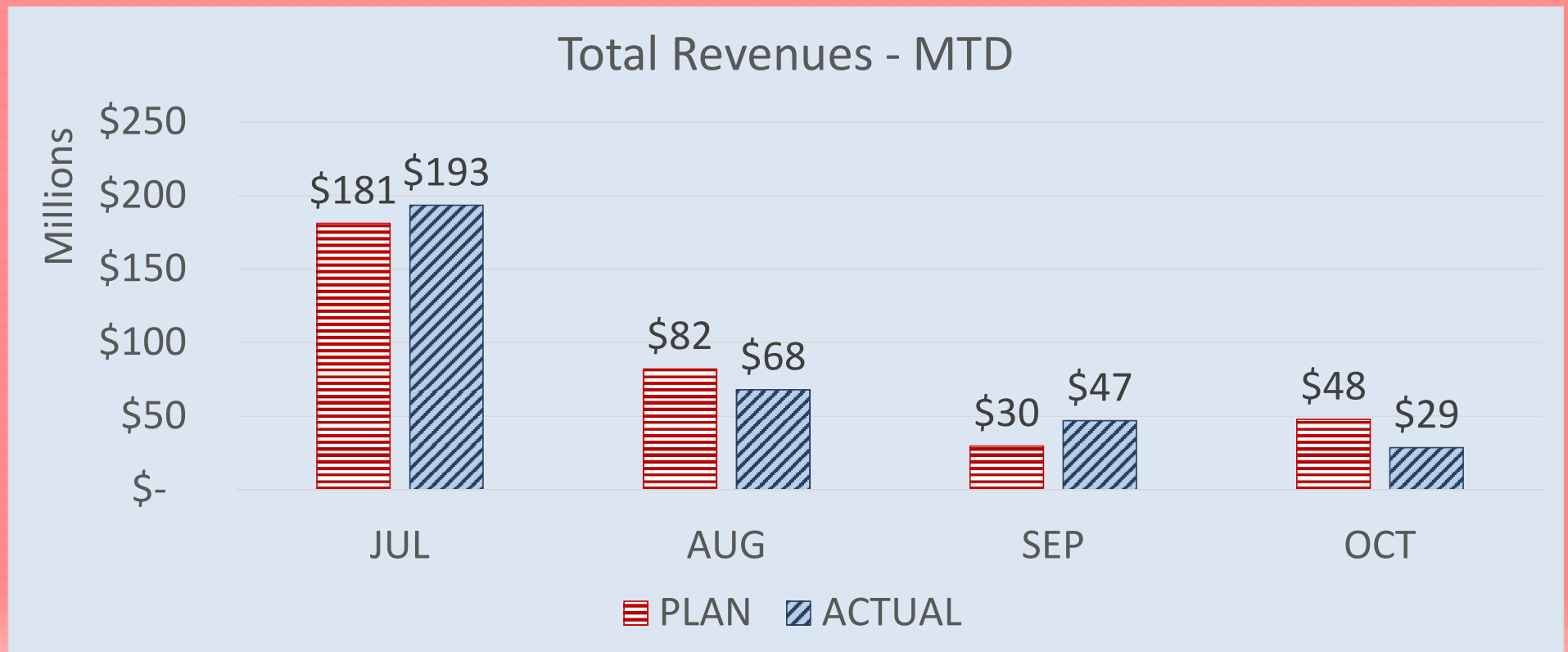


# OCTOBER 2016 (FY17) – YEAR TO DATE



REVENUES	ACTUAL	PLAN	VARIANCE
PROPERTY TAXES	\$ 193,974,445	\$ 187,761,000	\$ 6,213,445
STATE	\$ 127,509,021	\$ 132,356,000	\$ (4,846,979)
OTHER OPERATING	\$ 4,817,570	\$ 2,567,000	\$ 2,250,570
NON-OPERATING	\$ 10,710,675	\$ 18,026,000	\$ (7,315,325)

# OCTOBER 2016 (FY17) – MONTHLY



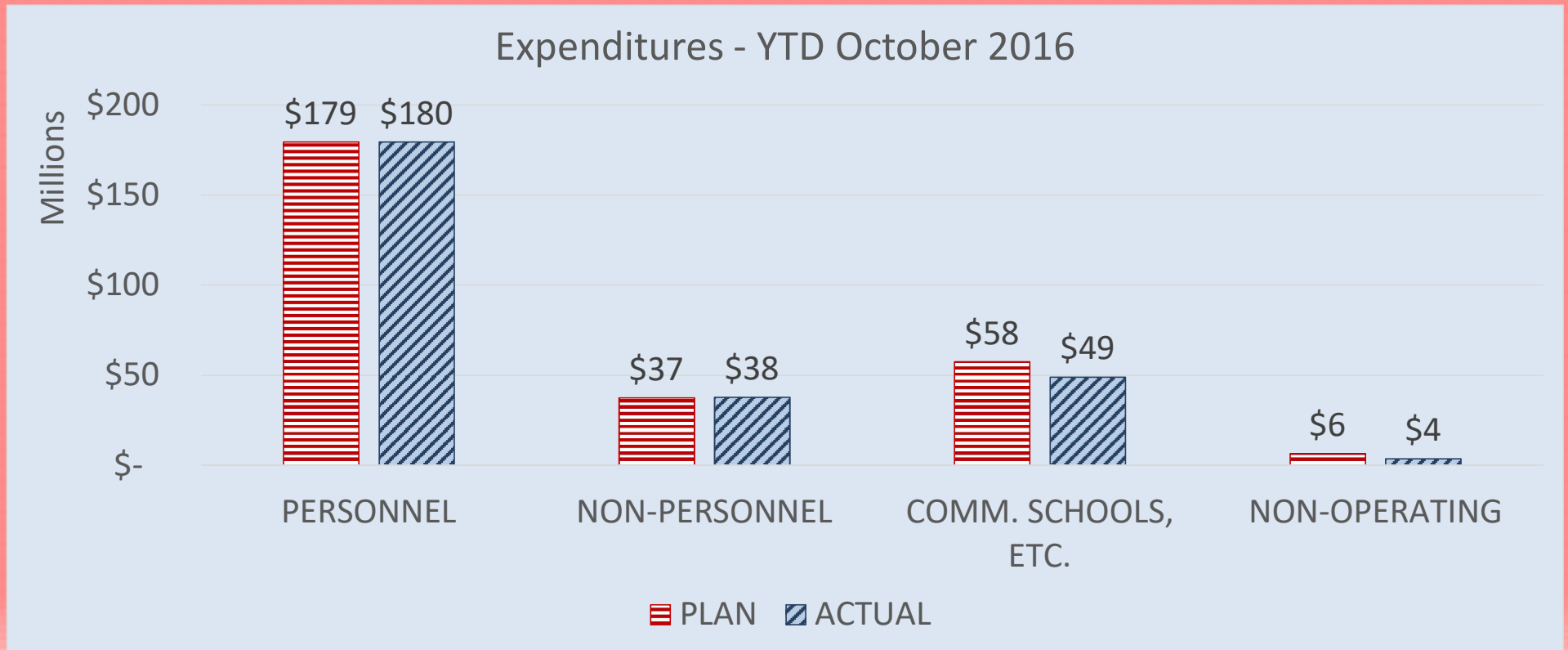


# OCTOBER 2016 (FY17) – YEAR TO DATE



CATEGORY	ACTUAL	PLAN	VARIANCE
REVENUES	\$ 337,011,711	\$ 340,710,000	\$ (3,698,289)
EXPENDITURES	\$ 269,873,540	\$ 280,897,400	\$ (11,023,860)
END. CASH BAL.	\$ 199,033,545	\$ 191,707,973	\$ 7,325,571

# OCTOBER 2016 (FY17) – YEAR TO DATE

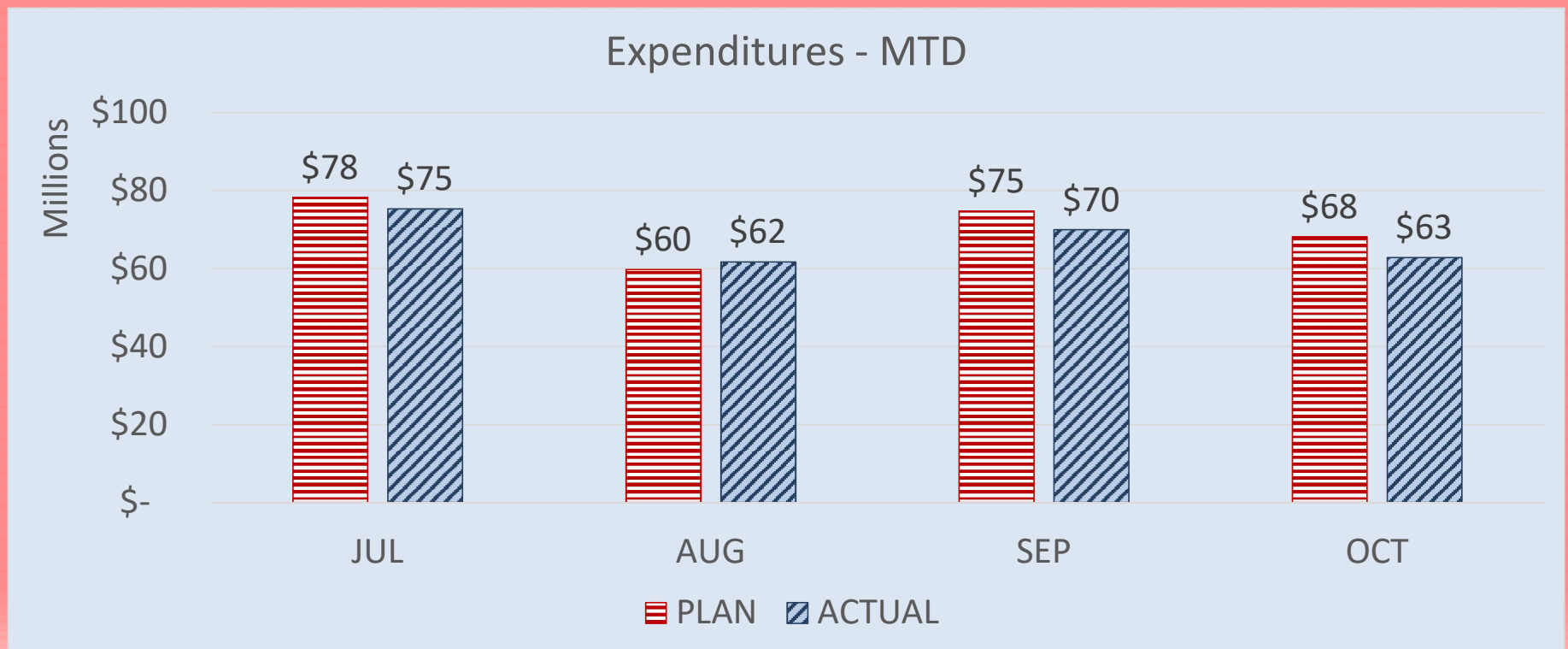


# OCTOBER 2016 (FY17) – YEAR TO DATE



EXPENDITURES	ACTUAL	PLAN	VARIANCE
PERSONNEL	\$ 179,570,269	\$ 179,483,000	\$ 87,269
NON-PERSONNEL	\$ 37,730,442	\$ 37,391,400	\$ 339,042
COMM. SCHOOLS	\$ 48,984,459	\$ 57,533,000	\$ (8,548,541)
NON-OPERATING	\$ 3,588,370	\$ 6,490,000	\$ (2,901,630)

# OCTOBER 2016 (FY17) – MONTHLY

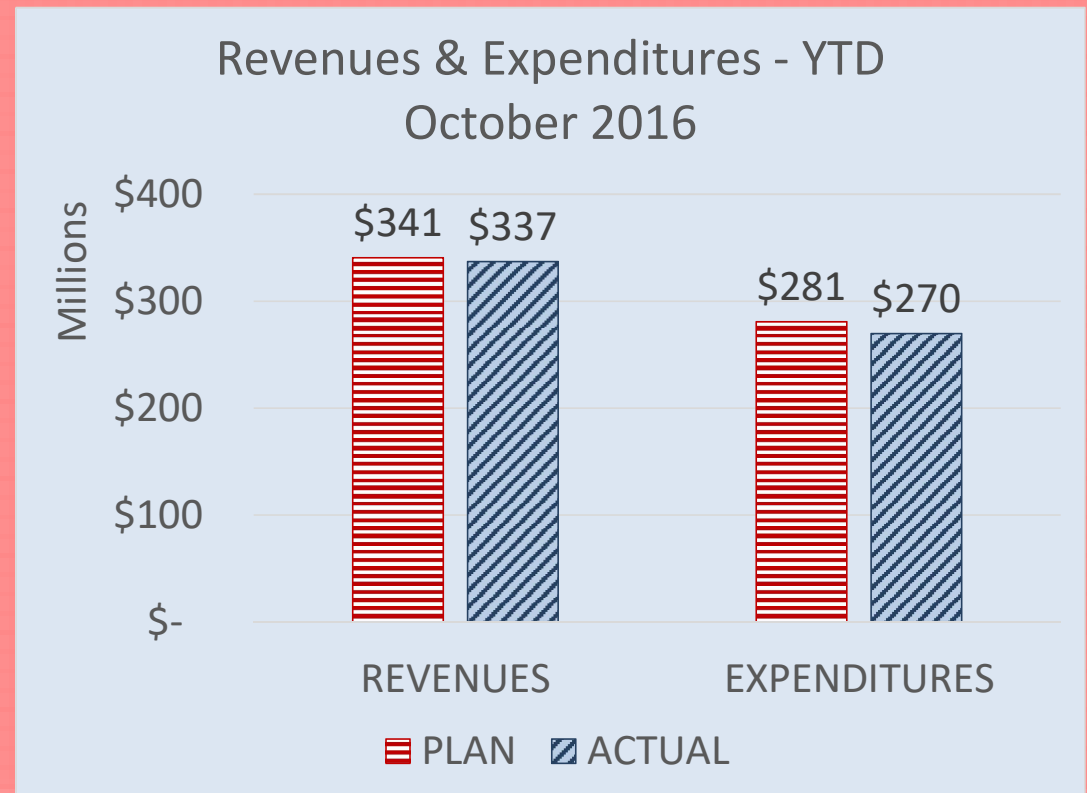




# SUMMARY

 Revenues under plan

 Expenditures under plan





COLUMBUS  
CITY SCHOOLS



# Financial Report

For the month ending October 31, 2016

Conclusion